

KLEEN BREAK Breakaway Signpost Coupler System for Square Posts



SSC08a-c

SHEET NO.

DATE

1 of 3

10/10/11

INTENDED USE

Kleen Break is a 360° indexable, flush mountable, sign post coupler for square sign posts. Product allows for high impact sign support installations to break away upon impact, and inexpensive reinstallation without a new anchor. Product can be used for multiple post installations (up to three in a 7 foot span) when required to meet NCHRP break away requirements. Stem Base may be used in soil or concrete installations.

COMPONENTS

E	Kleen Break Shear Bolt
D	Lock Washer
G	Flange Nut
C	Rubber Bushing
I	Locking Wedge
F	Kleen Break Square Post Receiver
A1	Kleen Break Anchor for Concrete
A2	Kleen Break Anchor for Surface Mount
X	Anchor Extension
W	Wing Sleeve

APPROVALS

FHWA Acceptance Letter SS-131, 12/2/05.

CONTACT INFORMATION

Xcessories Squared Dev. & Mfg. Inc.
P.O. Box 135
Auburn, IL 62615
800-621-7948
www.x-sqrd.com

Kleen Break Breakaway Signpost Coupler System for Square Posts

SSC08a-c

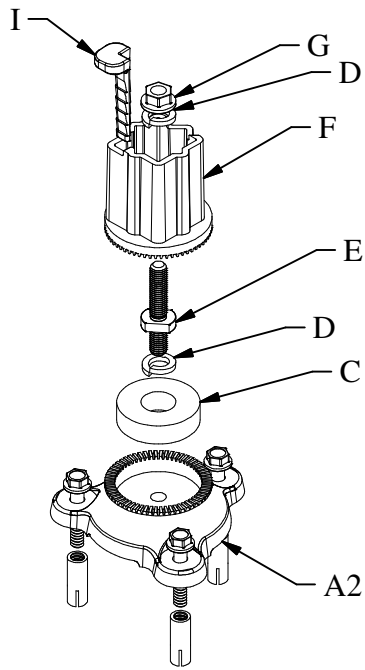
SHEET NO.

DATE

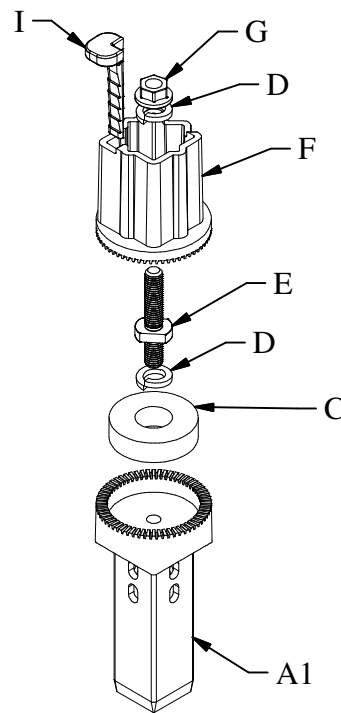
2 of 3

10/10/11

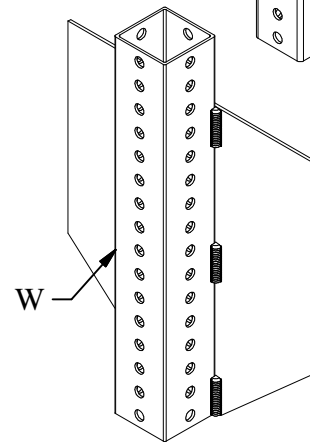
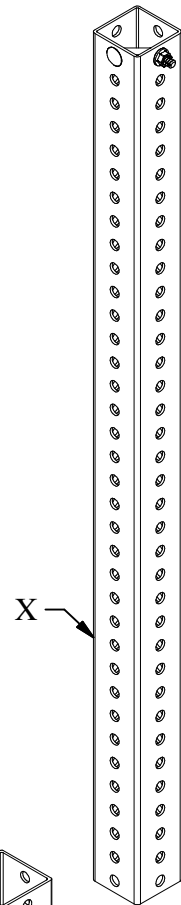




Surface Mount



Stem Base Mount



Note: Cast Square Top (F) will hold either a 1-3/4 inch [44 mm] or a 2 inch [51 mm] square post. The same Kleen Break Hardware (C, D, E, and G) is used on all assembly options. The same Wedge (I) is used on all assembly options, but must be inserted at a posts corner. An Anchor extension (X) may be used to facilitate installation as well as a Soil Bearing Wing Sleeve (W) for firm soil installations.

KLEEN BREAK Breakaway Signpost Coupler System for Square Posts



SSC 08a-c

SHEET NO.

DATE

3 of 3

10/10/11