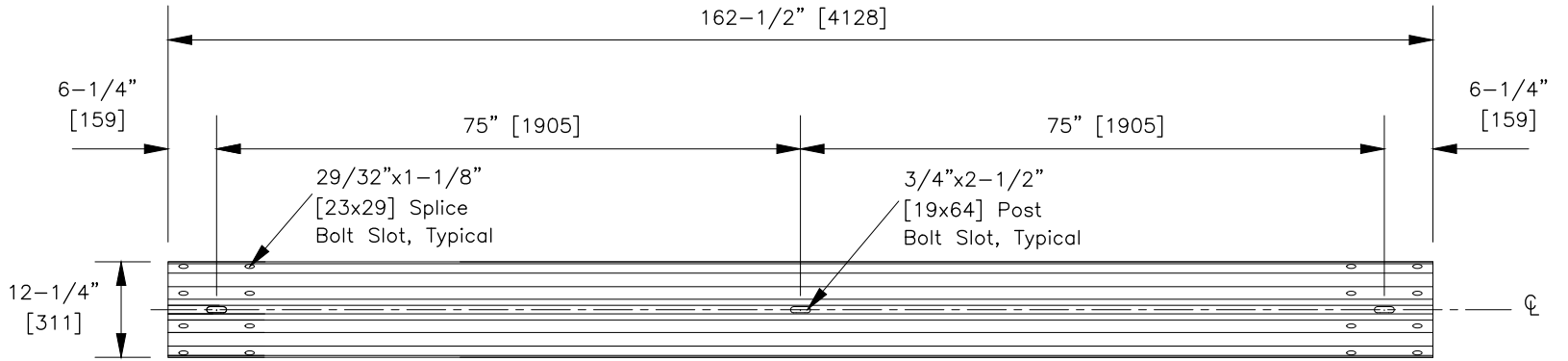


RWM02a-b
 SHEET NO. 1 of 3
 DATE 9/15/2023

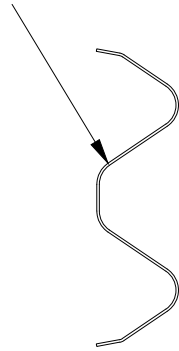
2-SPACE W-BEAM GUARDRAIL



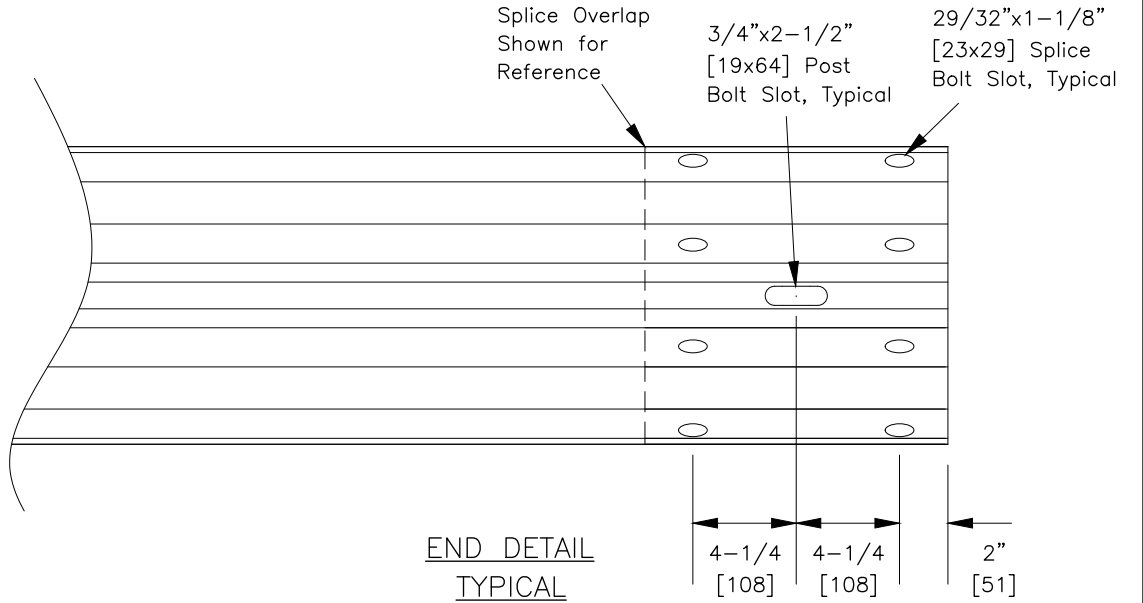
FRONT ELEVATION VIEW

Designator	Base Metal Thickness
RWM02a	12 Gauge [2.67]
RWM02b	10 Gauge [3.43]

Cross-Section Dimensions shown on Sheet 3 of 3.



SECTION VIEW



END DETAIL TYPICAL

SPECIFICATIONS

Corrugated sheet steel w-beam shall conform to the current requirements of AASHTO M180. The section shall be manufactured from sheets with a nominal width of 19" [483]. RWM02a shall conform to AASHTO M180 Class A and RWM02b shall conform to Class B. Inertial properties are calculated for the whole cross-section without a reduction for holes or slots.

Designator	Base Metal Thickness Gauge [mm]	Area in ² [10 ³ mm ²]	I _x in ⁴ [10 ⁶ mm ⁴]	I _y in ⁴ [10 ⁶ mm ⁴]	S _x in ³ [10 ³ mm ³]	S _y in ³ [10 ³ mm ³]
RWM02a	12 [2.67]	2.01 [1.3]	2.40 [1.0]	--	1.40 [23.0]	--
RWM02b	10 [3.43]	2.63 [1.7]	3.12 [1.3]	--	1.77 [29.0]	--

Dimensional tolerances not shown or implied are intended to be those consistent with the proper functioning of the part, including its appearance and accepted manufacturing practices.

INTENDED USE

RWM02a-b W-beam guardrail section is used in various W-beam guardrail systems.

CONTACT INFORMATION

Task Force 13 (TF13)
a Non-Profit Association
<https://TF13.org>

2-SPACE W-BEAM GUARDRAIL

RWM02a-b

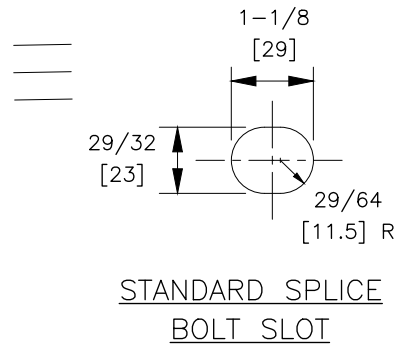
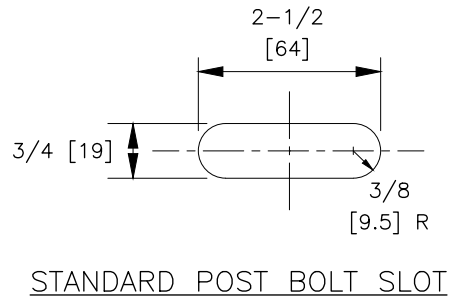
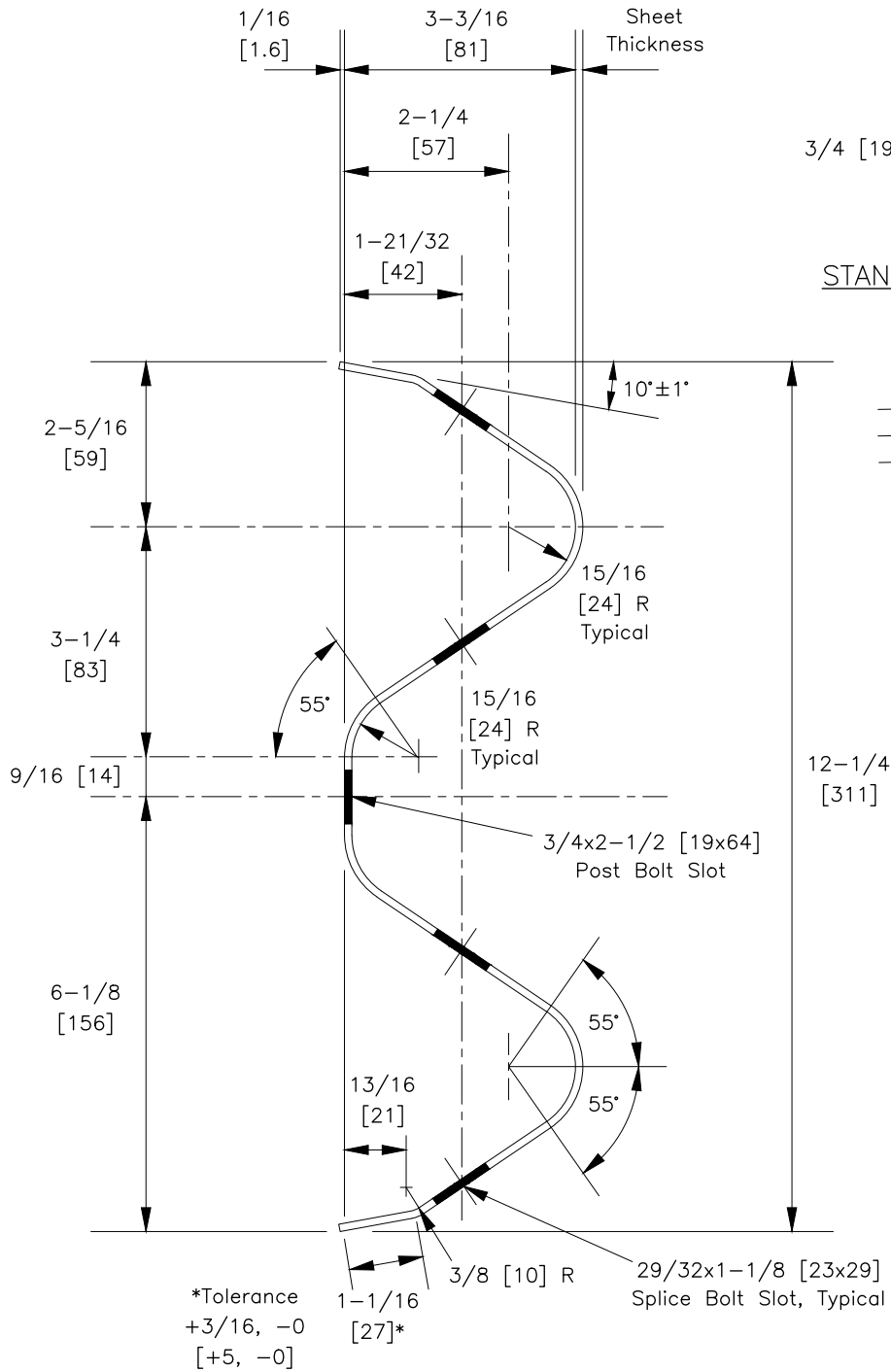


SHEET NO.

DATE

2 of 3

9/15/2023



2-SPACE W-BEAM GUARDRAIL



RWM02a-b

SHEET NO.

DATE

3 of 3

9/15/2023